



Parkstone Grammar School

CURRICULUM BOOKLET
YEAR 7
2024 -2025

Name:.....

Tutor Group:



Dear Parents/Carers

A strong partnership between school and home is vital in ensuring your child enjoys their learning and thrives at Parkstone Grammar School. Parental involvement is highly valued, and we encourage open and transparent communication between the school and families. We believe that an excellent working relationship between parents, teachers, and students is essential for the success of our students.

A cornerstone of this strong partnership is effective and timely information. I am therefore delighted to be introducing our Curriculum Booklet for Year 7.

I hope that you will find the contents of interest and that it provides you with information that will help you to support your child's learning.

Yours sincerely

A handwritten signature in black ink, appearing to read 'David Hallsworth', with a long horizontal flourish extending to the right.

David Hallsworth
Head Teacher

WELCOME TO YEAR 7

Dear Student

Welcome to Year 7 at Parkstone Grammar School. We are very excited by the prospect of working with you and helping you to enjoy all of the learning opportunities that are available, so that you are happy and successful in all that you do. In Year 7 one of our priorities is to ensure that you settle into school as quickly as possible and adjust to the move from your previous school.

Your Form Tutor will be the person who has the most contact with you. You will have daily contact with them and they will be the member of staff who will probably get to know you best. Moving to a new school is exciting but there may be some aspects of this change that take some getting used to. It is important that you speak to your Form Tutor about any concerns or queries that you have as you settle into Parkstone life. They will know how to help if you need it. Remember it is perfectly normal to feel excited and nervous at the same time!

Try to be organised in the way that you approach School. Forward planning is essential to make sure that you have the correct books and materials with you for each lesson. Your teachers should tell you what you need to bring to each of their lessons, but if you are not sure, please ask.

You may get more homework than in your previous school once you are settled in. You will need to ensure that you always record your homework in your planner, including the deadlines. Check your planner each evening when you get home and prioritise the tasks so that you do not miss any of these deadlines. If you are unsure of how to do a particular piece of homework, ask your teacher for some assistance - before the deadline!

We want you to be able to enjoy all aspects of life at Parkstone. There will be many clubs and activities taking place at lunchtimes and after school. Come along and try out something new – seize every opportunity you can. It is an ideal way to meet new friends and to get the most out of your first year at Parkstone.

Finally, we are certain you will enjoy your first year with us at Parkstone. Don't forget to ask if there is anything you are unsure of. You will find everyone is really helpful.

Yours sincerely



Mr J Graves
Assistant Headteacher

FORM TUTORS

Head of Year	~ Miss L Henderson	
Form Tutors	~ Mr C Doogue	~ 7P
	~ Mr I Nichol	~ 7A
	~ Mr R Capel	~ 7R
	~ Ms J Atwal PLUS Mr G McLeavy 2	~ 7K
	~ Mr J Todd PLUS Mrs H McCalister 4	~ 7S
	~ Ms E Brasselet	~ 7T

SUBJECT REPORTS

ART & DESIGN – Year 7

Departmental Teachers: Miss Sturdy and Miss Nagy

Intent

The main aim of the Art Department is to stimulate creativity and imagination and to provide visual, tactile and sensory experiences that enable students to develop a unique way of seeing, understanding and responding to the world around them and to install a lifelong interest into the world of Art. We strive to encourage students to challenge themselves with their ideas and use of materials, to develop an independent approach, resilience, self-motivation and an inquisitive mind. We thoroughly encourage risk-taking and problem-solving, life skills that we hope will help them beyond Parkstone.

Details of teaching scheme to be followed and timing:

In Year 7 students follow a broad-based course building on the skills they have acquired from their previous schools. We aim to give students the basic building blocks to Art Education across both drawing and painting to ensure they can all move forward from these strong foundations. The course covers:

- the **formal elements of observational drawing**: line; tone; mark-making; composition; and perspective.
- **colour** theory and practical painting & colour mixing skills.
- an introduction to the basics of **design work and sculpture** so that they begin to get acquainted with using both 3-dimensional and 2-dimensional skills and techniques at this early stage.

The outcomes could include drawing, painting and sculpture.

Notes on assessment:

Assessment will be ongoing throughout the year. The end of year assessment for Art will run in class time and will relate to the topic and skills being covered at that time. It is a practical assessment and will not require any specific revision or preparation.

Students are expected to have basic art materials: 2B & HB pencils, sharpener, erasers, glue stick (Pritt Stick recommended), watercolour set, fine liner, colouring pencils (to allow for work at home), an ART SHIRT is also compulsory equipment for all lessons (a long-sleeved, old shirt is recommended) and an A3 portfolio or file, to transport work to and from School when needed, is also compulsory.

Hints on how to be successful in the course:

- Listen carefully to, and follow, instructions and always ask for clarification if unsure about anything
 - Try your hardest and look for opportunities to improve
 - Be prepared to experiment with new materials and ideas...really challenge yourself!
 - Aim for a high standard in both your artwork and presentation
 - Respect your work and make sure you look after it- especially when transporting it to & from School
 - Devise a work schedule and keep on task to meet deadlines
 - Note work expectations/homework details in your student planner
 - Look at exemplar material to appreciate quality and presentation of work
 - Always keep a backup of all electronic work stored on both your home computer and your School log ins, in case of any problems with software/hardware
 - Name/label all work & know where you have left/stored it
-

COMPUTER SCIENCE Year 7

Departmental Teachers: Mr Mortell and Mr White

Intent

A high-quality computing education equips students to use computational thinking and creativity to understand and change the world. Computing has deep links with mathematics, science, and design and technology. It provides insights into both natural and artificial systems. At Parkstone students will learn to analyse problems in computational terms, design solutions and have repeated practical experience of writing computer programs to create and test their solutions. Students will also become digitally literate with ability to use, express themselves and develop their ideas through information and communication technology.

Details of teaching scheme to be following and timing:

AUTUMN TERM

Digital Footprint: The Power of Social Media

Programming 1: Small Basic

SPRING TERM

Networks: from semaphores to Internet

Python 1: Introduction to Python programming

SUMMER TERM

Cryptography and Encryption

SCRATCH1: an introduction to game development

Skills which we aim to develop include:

- How to understand and apply the fundamental principles of computer science, including abstraction, logic and algorithms
- The ability to analyse problems in computational terms
- The ability to write computer programs to solve problems
- An appreciation of the power of on-line platforms and media
- Becoming responsible, competent, confident, creative users of ICT
- Develop and knowledge and understanding of cryptography and an ability to apply encryption techniques

Resources used:

- Wide variety of on-line materials that will aid students in their learning
Students will complete work on TEAMS. You can view this work on www.teams.com
- Several computer programs used all of which can be downloaded for free
- Microsoft Teams will be used as an on-line learning platform hosting courses and assessments

Homework and Assessments:

- Any homework given will be able to be completed without the use of computers
- The homework time for computer science is the same as all other subjects
- At the end of each topic students complete an assessment, the forms of assessment vary over the year

Hints on how to be successful in the course:

- A passion for learning how to use and how to get the most from computers and other digital devices
- Keep up to date on changes that will impact you and how to keep yourself safe online
- An interest in using the computer for more than just typing up essays or producing presentations

Competitions and challenges:

- Oxford University Bebras Computational Thinking Challenge
- Southampton University "The Empty Vault" Competition
- Manchester University Alan Turing Cryptography Competition

DRAMA – Year 7

Departmental Teachers: Mr Graves, Ms Peace and Ms Whelan

Intent

Teaching and learning through the key stages at Parkstone Grammar School is informed by Arts Council and DFE guidance and their purpose for arts education as well as the specific requirements for GCSE and A Level.

‘Including cultural education subjects such as drama in the curriculum is hugely important in ensuring we deliver a broad and balanced offer in the classroom, enriching the lives of our young people.

Arts subjects are beneficial in themselves, but have the added bonus of offering young people the opportunity to learn about collaboration, of thinking differently, and of developing their own personal creativity. Cultural education subjects help to build the knowledge, skills, understanding and experiences that students need to succeed in 21st century life.

Employers want young people to be numerate and literate, but they also want them to invent and be imaginative problem-solvers. That’s where creativity comes in; it’s one of the three central pillars to a high-quality education.’

Details of teaching scheme to be followed and timing:

Term 1

Storytelling

This project looks at how to tell a story in a variety of different ways. At the end of the project, students perform an improvised drama to the rest of the class based on a story introduced in the project, using a narrator and sound effects.

Mime

This project aims to develop students’ understanding of mime. At the end of the project, in groups of three or four, they perform a scene to the rest of the class, in mime.

Term 2

The Story of Jo

This project explores a real life scenario with an open ending. Students will explore the story from different perspectives of the character’s involved, in the style of realism. By the end of the project students will have devised their own ending to the story to perform to the rest of the class.

Text

This project is about using a variety of texts as stimuli for drama. At the end of the project, students perform a scene from the script of a mini-play to the class.

Term 3

Character

In this project, students learn how a character can be developed. At the end of the project, students perform a brief scene using the characters they have created and a script which they devise.

End of year performance project

Students will have the opportunity to create a group or whole class performance based on a text or stimulus given by the teacher. Projects are designed to appeal to a specific class and could include a Street Theatre style performance, an abridged Shakespeare play or a piece of Musical Theatre. Students will have the opportunity to include costume, lighting, sound and set to create a fully integrated piece of Theatre drawing together the skills acquired on the course so far.

Resources plus any materials students need to provide:

Students need to wear their PE shorts and bring their Drama journals to every lesson

Notes on homework and assessments and end of year examinations:

Assessment takes the form of teacher observation of performance at key stages in the course and through student contribution to group work and evaluation of work in progress. These observations are recorded in the form of written comments, accompanied by levels (recommended by Arts Council and DfES). Students complete an evaluation sheet after each assessment. Students will occasionally be required to rehearse and polish work for presentation in their own time.

Hints on how to be successful in the course:

- Commit
- Cooperate
- Communicate
- Create

ENGLISH LANGUAGE AND ENGLISH LITERATURE – Year 7

Departmental Teachers: All English teachers

Intent:

As a department our intention is to instil a love of English, in all its forms, in the students we teach. Alongside this we strive to ensure that our students have the skills and independence, in thought and voice, to succeed in not only their terminal exams but in life beyond.

Details of teaching scheme to be followed and timing:

The programme of study is designed to ensure that students are given opportunities to develop their core skills in reading, writing, speaking and listening throughout the year. Students read a range of challenging texts, including a novel, poetry, drama, media and non-fiction over the course of the year. The ability to analyse and think carefully about what they read encourages them to become enthusiastic, discriminating and responsive readers. They are encouraged to read for pleasure, referring to the department-suggested booklist for guidance and completing a Reading Challenge, which involves reading a range of genres.

Speaking and listening form an integral part of English lessons with students being given opportunities to speak in a wide variety of contexts. Students are taught to develop confidence and skills to improve and develop their own writing for different purposes and audiences (such as letters, diaries, articles, reports, narrative or discursive essays). Building on work done at KS2, they are taught to comment on the effects of methods used by writers to convey meaning to their readers (such as sentence constructions, tenses and word classes) and also stylistic features (such as alliteration, metaphor, personification and so on). Using other writers as models and through workshop activities in class, students are encouraged to identify strategies to improve their expression, presentation and accuracy.

Skills that students need to acquire:

READING

- To show understanding of the ways in which meaning and information are conveyed in a range of texts
- To articulate personal and critical responses to what they read, showing awareness of thematic, structural and linguistic features
- To select and synthesise a range of information from different sources

WRITING

- To write in an appropriate style, in a range of forms
- To use grammatical features and vocabulary accurately and effectively
- To structure work clearly and meaningfully with varied and accurate paragraphing and punctuation
- To present work legibly and accurately with correct spelling

SPEAKING AND LISTENING

- To match their talk to the demands of different situations
- To make a range of confident contributions, using appropriate structures, vocabulary, tone and emphasis
- To listen sensitively and perceptively in order to respond to other people's ideas

Resources plus any materials students need to provide:

- Copies of set texts (novel, play, short story etc.) are loaned to students over a period of weeks as appropriate
- Classrooms are equipped with reference books for use during workshop sessions (dictionary, thesaurus etc.)
- Various booklets and guidelines are provided during the year to support independent learning, including a suggested booklist for wider independent reading and a booklet identifying strategies to improve spelling
- Students will need to provide their own A4 folder and a set of dividers, in order to keep their work organised and tidy.
- Students are timetabled to have one lesson every two-week cycle in the school Library. The aim of the Library lesson is for students to develop not only a love of reading, but also to challenge their reading choices. This is supported by the reading challenge that each student undertakes throughout the year – pushing the boundaries of their literary choices.

Notes on homework and assessments:

Homework assignments will include reading, preparing notes (sometimes in chart or display format), preparing presentations, writing in different formats for different purposes and audiences.

Work is assessed and students are given regular feedback. When marked work is returned, students are encouraged to self-assess and respond to feedback, enabling them to monitor their own progress and identify specific targets for future improvement or development.

The formally assessed tasks in Year 7 are:

- Creative and non-fiction writing
- Assignments on Shakespeare
- Oral Presentations – solo and in groups
- Creative writing linked to gothic fiction

Hints on how to be successful in the course:

Students should ensure that they:

- Actively contribute to lessons, in both class discussions and group work
- Complete all tasks set to the best of their ability
- Meet deadlines
- Know exactly what is required when an assignment is set – writing down carefully the wording of a question and any instructions given about how the piece will be marked
- Listen carefully to any feedback when work is returned – adding notes, if appropriate, at the end of the assignment
- Think carefully, having noted the teacher’s written and oral comments about what target to set for next time
- Organise work carefully and logically in folders, learning to recognise the different types of skills and work required
- Read widely, independently and regularly, seeking the advice of library staff and their teachers, as well as peers, in choosing more challenging texts

FRENCH – Year 7

Departmental Teachers:

Ms Brasselet, Mrs Coote, Mrs Glasbrook and Mrs Johnson

Curriculum Intent

To give students:

- a love of the French language and interest in Francophone cultures
- an understanding of basic commands and questions, texts and recordings, both factual and literary
- a sound phonetic basis in the language, allowing them to pronounce the language clearly
- confidence to interact spontaneously at a basic level, whether to make conversation or express needs/wishes
- the ability to use French to perform essential functions they may need while travelling
- the ability to express and justify opinions
- the ability to speak about future plans as well as present realities
- a foundation of high-frequency vocabulary and basic grammatical understanding

Details of teaching scheme to be followed:

Topics to be covered:

- Classroom instructions and phrases
- The Alphabet and phonics
- Saying how you are
- Ages and birthdays
- Nationalities and countries
- Places in the town and directions
- Weather
- Ordering food at a cafe
- Shopping for food and clothes
- Describing what you can do in your town
- Using the near future tense to discuss future plans

Events and trips

All pupils are given the opportunity to take part in a Spelling Bee competition, within the school.

Skills that students need to acquire:

- Interaction in the foreign language
- Use of paper and online dictionaries as language learning tools
- Strategies for efficient learning of vocabulary and grammar structures
- Building up a toolkit of phrases for spoken and written work
- Understanding of the pronunciation of French sounds

Resources:

- In class we will make use of the Dynamo 2 online textbook and Studio 1 textbook.
- Subscription to www.uk.language-gym.com

Notes on homework, assessments and end of year examinations:

Extension/consolidation work is given according to the homework timetable to reinforce and extend work in class. The end-of-module tests and end of year examination tests listening, reading, speaking and writing.

Hints on how to be successful in the course:

- Do not worry if you have not done much French before - no prior knowledge is assumed.
- Do not worry if you don't understand every word! You will gradually pick up more and more!
- Participate as much as possible and do not worry about making mistakes - that is how we learn!
- Refer to your class notes and textbook when completing homework (not Google Translate, please!)
- Ask your teacher for help if you are finding something difficult.

GEOGRAPHY – Year 7

Departmental Teachers: Mr Miller-Jones and Helen Forster, Rosie Moore

Intent

Geography is essentially about understanding the world we live in. It helps to provoke and provide answers to questions about the natural and human aspects of the world.

Students are encouraged to develop a greater understanding and knowledge of the world, as well as their place in it. The Geography curriculum enables students to develop knowledge, concepts and skills and make links between topics which increase in detail and complexity as the course progresses.

Our intent, when teaching geography, is to inspire in students a curiosity and fascination about the world and people within it; to promote the student's interest and understanding of diverse places, people, resources and natural and human environments, together with a deep understanding of the Earth's key physical and human processes.

We aspire to develop students with enquiring minds that ask questions, appreciate, respect and debate differences in opinion, problem solve and develop a sense of personal, social responsibility and self-confidence.

Details of teaching scheme to be followed and timing:

AUTUMN TERM

- What is a geographer
- How does geology shape the UK

SPRING TERM

- Development

SUMMER TERM

- Coastal environments
- World at work

Skills which we aim to develop include:

- Geographical vocabulary
- Atlas and map work
- Diagram and sketch mapping
- Enquiry skills
- Communication
- Independent and group work
- Practical fieldwork skills
- Appreciation and empathy for other people's circumstances
- Debating

Resources Used:

- Topic Summary Sheet
- Fieldwork equipment for practical work is also available

Homework and Assessments:

- The homework time for Geography is the same as all other subjects and is set weekly when necessary
- At the end of each topic students complete an assessment, the forms of assessment vary over the year

Hints on how to be successful in this course:

- Take an interest in the world around you!
- Organise your written work and homework carefully
- Try and develop the clarity and depth of your written work

GERMAN – Year 7

Departmental Teachers: Mrs Coote and Mrs Oldale

Statement of Intent

It is the aim of the German Department that students will develop:

- a love of the German language and interest in German speaking cultures
- an understanding of basic commands and questions, short texts
- a sound phonetic basis in the language, allowing them to pronounce the language clearly
- the ability to express simple opinions
- a foundation of high-frequency vocabulary

Details of teaching scheme to be followed and timing:

In Year 7 students will have 3 lessons of German a fortnight for one term. This will allow them to establish a foundation on which to build in Year 8. The focus is predominantly on the basics, working on 2 of the pillars of language acquisition: phonetics and vocabulary. There will be a strong focus on Listening and Speaking with much of the work in class using mini whiteboards. Students quickly learn how to ask for and give information about themselves and talk about the things around them. It is extremely important that they involve themselves in oral work as much as possible. In this first term of German the following topics are covered:

- Introductions: Greetings and basic personal details
- Alphabet and Phonics
- Days, months, numbers, birthdays,

Events

- House competitions linked to the Sixth Form Languages Leaders course

Skills that students need to acquire:

- Interaction in the foreign language – gaining confidence in pronunciation
- Use of a German sentence builder as a language learning tool
- Strategies for efficient learning of vocabulary and structures
- Building up a toolkit of phrases for spoken and written work

Resources plus any materials students need to provide:

In Year 7 we work from sentence builders.

We use mini whiteboards frequently in class, so students should bring their own whiteboard pens and an eraser to lessons.

Notes on homework and assessments and end of year examinations:

Homework reinforces the learning in class – in Year 7 this will be based on vocabulary learning and self-quizzing.

Hints on how to be successful in this course

- Learn and revise vocabulary using the self-quizzing method
- Use the linguascope and/or Language Gym website to reinforce learning in class
- Practise spelling

HISTORY - Year 7

Departmental Teachers: Ms Puckett, Miss Saunders, Mr Cleak

Intent

The purpose of our curriculum at Parkstone is to provide students with a broad chronological knowledge at KS3 of their country, and an understanding of some significant turning points which have shaped the nation and European community of which they are a part. We also need to recognize that the UK is part of a global community so learning should reflect an understanding of other cultures and influences from abroad. Within our areas of study we develop a range of historical skills, from chronology to understanding interpretations and the importance of causation. We want to develop passionate and literate historians who can ask questions, be independent in seeking out their own answers and can think critically about their world. Through their GCSE years we hope to develop their skills of argument, critical thinking and persuasion so that they are confident in whatever avenue they wish to pursue going forwards

Core Theme:

This year will be focussed on the theme of how power was gained, changed and challenged by looking at British and African Histories.

1. Skills for History

- Focus on core concepts which underpin all Historical investigation such as chronology/ sources and interpretations

2. England before 1066 and the Impact of the Norman invasion

- Anglo-Saxon England at the time of the invasion with a Sutton Hoo investigation
- The rival claimants to the throne and Battle of Hastings
- Factors why William won the Battle of Hastings
- Impact of the Norman invasion on the face of Britain

3. Medieval Kingship

- Study of how authority and power could be challenged in the Medieval Period
- Lower class uprisings e.g. Peasants Revolt
- Women and power e.g. Queen Matilda
- Establishing rights e.g. Magna Carta

4. African Kingdoms

- Study of Mali and Mansa Musa
- Place of Africa in the Medieval World
- Significance of trade and raw materials
- Historical interpretations of medieval Mali

5. Henry VIII and Reformation

- What was the state of the Catholic Church in 1500?
- Reasons for Henry VIII's Break with Rome
- Religious changes in the early modern period
- Impacts of these changes on different groups in England

6. Black and British

- Black influences in UK History
- Roman Britain
- Windrush
- Historical scholarship

Key concepts:

- Chronological understanding
- An appreciation of the importance of diverse cultural, ethnic and religious ideas, beliefs and attitudes that have shaped the world
- An understanding of change and continuity and cause and consequence in History.
- An appreciation of the significance of events, people and developments in their historical context
- The ability to evaluate different interpretations of the past

MATHEMATICS – Year 7

Departmental Teachers: Mr Burgan, Miss Beattie, Mr Capel, Mrs Fooks, Mrs Huggins, Mrs Rennison, Mr Doogue, Mr Railston-Brown and Mrs Richardson.

Intent

Within the Mathematics department we aim to build fluency, confidence and appreciation of mathematics as well as mastery of its core techniques and key concepts. At each key stage we seek to make students fluent and confident in the language of mathematics so that, as they progress they can tackle more challenging problems. These problems are sometimes from real life and sometimes more abstract but allow students to build an inquisitive and resilient attitude by applying learnt knowledge in unfamiliar situations.

As students take their mathematics further, they will be able to appreciate the beauty of mathematical patterns, the power of mathematical models and the overall fascination of the subject.

Skills that students need to acquire:

Year 7 is very much a foundation year and students must work hard to consolidate and extend concepts and techniques learnt in their previous school. Students are taught in their forms. As most students have been taught in top groups in their previous schools, we consider all of these classes to be top sets. Students will cover a broad range of topics. This will include work which consolidates and extends year 5 and 6 work as well as new topics. We aim for all students to meet some new topics in year 7 but our focus is on mastery of the lower grade GCSE work. There is a great emphasis on non-calculator proficiency in Year 7, with calculators being introduced more towards the latter half of the year. Individuals who have already mastered some of the more difficult topics will generally be extended with more challenging questions rather than by being taught additional topics as this will better prepare them for the challenges of working in a top set in Year 8. They must also be willing to develop their intuition and imagination by tackling unfamiliar problem-solving situations. The National Junior Mathematical Challenge provides an ideal chance to expand horizons and all students will be given the opportunity to take part.

Resources plus any materials students need to provide:

Students will need a scientific calculator. The models recommended are the Casio FX-83 GT X, FX-85 GT X or the FX-991ES X; these can be widely purchased at any major supermarket/stationers. A set of geometry instruments is also required: compasses, protractor and ruler. This equipment should be brought to all lessons.

Notes on homework and assessments and end of year examinations:

Homework is set and marked in accordance with school policy. One cross year tests is given in the Autumn Term, one in Spring Term, and the scores combined with the end of year examination results on which setting decisions are made for Year 8. The June examination consists of two written papers (one calculator and one non-calculator). The emphasis for the end of year assessment is on understanding, application and lateral thinking, rather than on complex manipulation.

Assessment:

The National Curriculum no longer allows for formal SATs assessment at the end of Key Stage 3. As a result, your child will be continually assessed throughout the course of Year 7 and 8 by means of the departmental cross year tests and exams.

For cross year tests we award one of the descriptors: OEMPB. There may well be some variation between tests. In particular, each test examines different topics which can mean that the descriptor awarded in successive tests may go down as well as up.

Hints on how to be successful in the course:

The secret of success is to combine enthusiasm and a natural sense of enquiry with a more structured and formalised approach to problem solving. Mathematics should be fun but solutions need to be explained and working set out properly. It is important not to be over-reliant on a calculator; basic number relationships need to be known, as do a wide range of strategies for numerical manipulation.

Please see following content breakdown.

O:\CURRICULUM SUPPORT\Curriculum Booklets\Curriculum Booklets 2024 - 2025\YEAR 7 2024-25.docx

Year 7 Mathematics Content Breakdown

Mathematics Year 7 Content
Module 1
Directed Numbers
Multiplication and Division Long \times & \div , short division
Squares, square roots, cubes, cube roots
BIDMAS
Guided Revision
Primes, Product of Prime Factors (HCF and LCM)
Module 2 (Calculators now used)
Introduction to algebra/writing formulae
Collecting like terms
Expanding brackets
Equivalent, Simplifying, Mixed Numbers
Ordering, add, subtract fractions, multiply, divide fractions
Convert between percentages, fractions and decimals
Finding Percentages, Percentage increase and decrease
Rounding & DPs
\times , \div by 10, 100, 1000
Decimals, $+$, $-$, \times , \div Problems/Review
Dotty Areas Investigation
Module 3
Substitution into Linear Expressions
Linear Equations \times one side, include brackets
Linear Equations \times both sides
Formulating Equations
Symmetry
Measuring an angle, angles on a line/at a point
Parallel and intersecting lines
Angles in triangles
Angles in quadrilaterals/properties
Summary of angle work
Handshaking Investigation
Module 4
Area and perimeter of 2D shapes
Circumference and Area of Circle
Volume of cube/cuboid
Volume of Prism
Nets, faces, vertices, edges
Module 5
Ratio - basic idea
Using ratio
Dividing in ratios
Direct Proportion & Inverse Proportion
Ratio and Proportion Problems
Converting units – metric only
Time, Speed = dist/time
Bearing
Scale Drawings
Painted Cubes Investigation
Module 6
Probability
Listing Outcomes, sample spaces

MUSIC - Year 7

Departmental Teachers: Mr Block and Mrs Farbridge

Intent

The goals of the Music Department are to help students become better musicians and more musical. We aim to instil an appreciation of music from a wide range of traditions, develop confidence, resilience, creativity, risk-taking and group-work. This is achieved through a broad and wide-ranging set of topics and activities, including performing, composing, singing and group work.

Details of teaching scheme to be followed and timing:

Using “open mind-set” teaching and a creative approach to learning, students will Perform, Compose and Appraise and Listen to a variety of music in the following modules:

Autumn Term

‘Find your voice’

- Students will explore singing as a class, in small groups and as a soloist
- They will sing a variety of music in a variety of styles

‘In The Groove’

- Students will learn to play the Ukulele
- How to accompany themselves and others singing
- How chords work

Spring Term

‘I’ve Got Rhythm’

- Students will learn how to play the drums using chairs
- They will learn all about how rhythm is notated

‘Elements of Music’

- Students will learn about the main elements of music
- They will learn how to play the keyboard

Summer Term

‘Musical Forms and Structure’

- Students will learn about the main types of musical forms – binary, ternary and rondo form

‘Graphic Scores’

- Students will pull together everything they have learnt in the year
- They will study and perform from graphic scores
- They will compose their own music using graphic scores

Skills that students will acquire:

- Performing
- Composing
- Research & Appraising
- Listening

Hints on how to be successful in the course:

Students are encouraged to think creatively, approaching each piece of work with an open mind-set and learning notes of the piano keyboard, practising singing skills etc. as appropriate, making a positive contribution to group work.

PHYSICAL EDUCATION – Year 7

KS3 Curriculum intent:

01

Building on previous 'physical' skills taught at key stage 2, learners will access a high-quality physical education curriculum, that inspires pupils of all abilities to succeed and excel in physical activity.

02

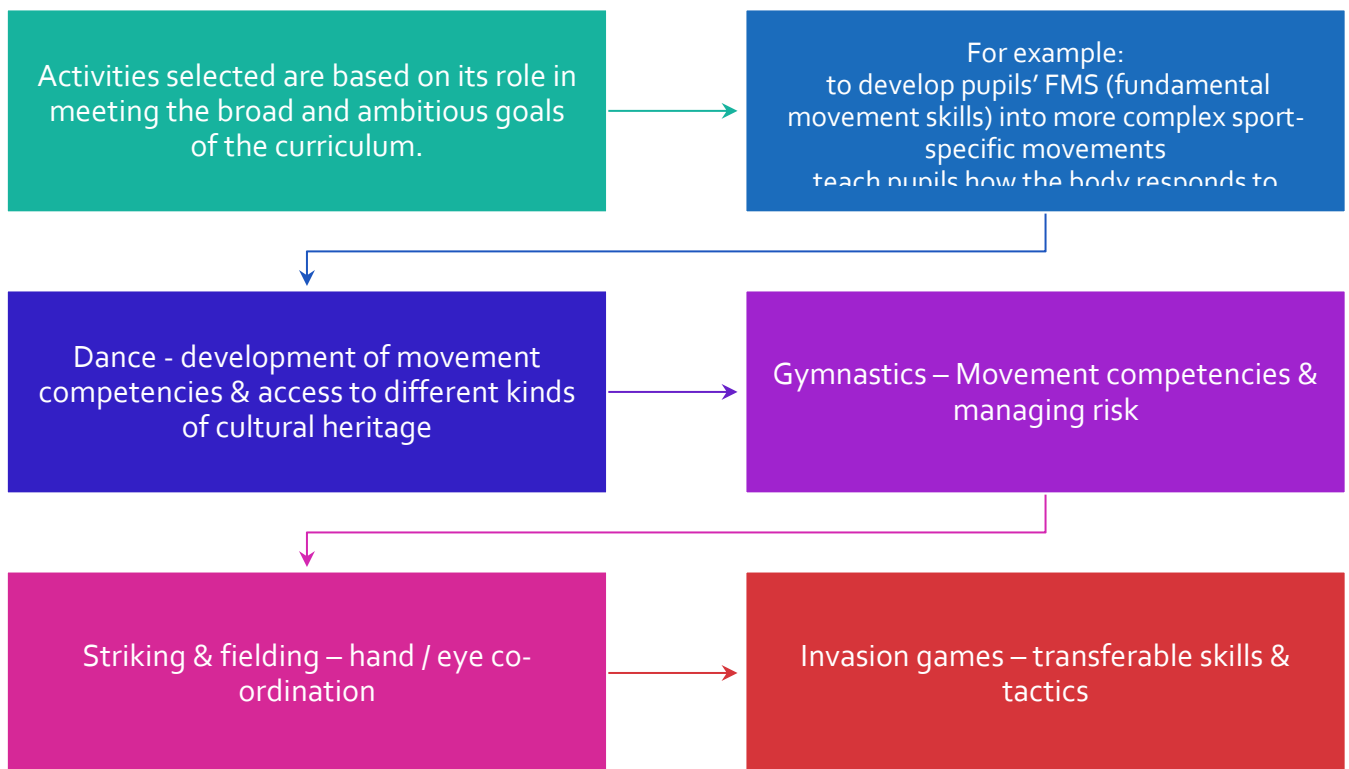
The curriculum will provide opportunities for pupils to improve physical confidence and mental confidence (Head, Heart & Hands), through a broad range of physical activities.

03

We aim to expose pupils to competitive situations in both team and individual activities, promote being physically active, build character and embedding core values.

Curriculum Selection:

The curriculum selected is broad and balanced, so students experience a wide variety of different activities. These are based around the national curriculum requirements.



Details of teaching scheme to be followed: Y7 undertake 9 different units within core PE and have 2 timetabled lessons per week.

Y7 Core PE Curriculum

Group	4/09/23	9/10/23	13/11/23	3/1/24	29/1/24	4/3/24	15/4/24	17/5/24	28/06/24
P R S	Netball (SH)	Gymnastics (Gym)	OAA (Gym /Field)	Football (Field)	Dance (Gym)	Badminton	Athletics	Rounders (Field)	Tennis (Courts)
A K T	Gymnastics (Gym)	Netball (Courts)	Badminton (SH)	OAA (Gym /Field)	Football (Field)	Dance (Gym)	Athletics	Tennis (Track)	Rounders (Field)
Core Knowledge	Stages of a warm-up			Health & Wellbeing	Skill related fitness			Principles of Training	

Progress in PE:

Progress in PE is built around 3 pillars, of knowledge and competence: motor competence, rules, strategies and tactics and healthy participation. Every unit taught is planned around these concepts with increasing difficulty each year.

motor competence

knowledge of the range of movements that become increasingly sport- and physical activity-specific as students progress through year groups



rules, strategies and tactics

knowledge of the conventions of participation in different sports and physical activities. Tactics are decisions people make about how, when and where to move and are closely related to motor competence.



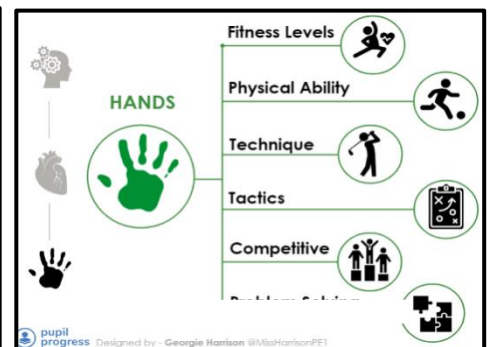
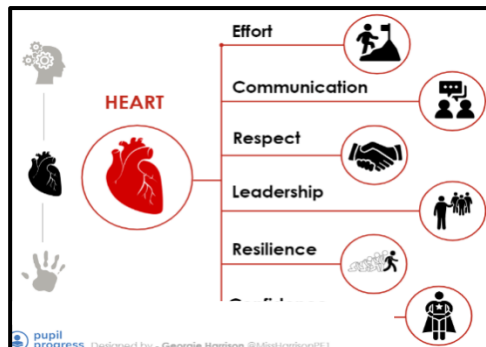
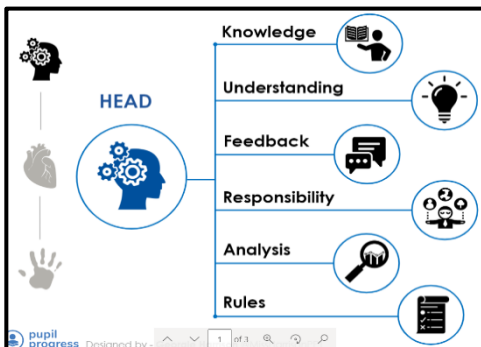
healthy participation

knowledge of safe and effective participation, with any preconceptions being corrected.



Assessment in PE:

Students are assessed using three core strands: Head, Heart and Hands at the end of each topic, these levels are averaged throughout the year to give an overall level, and reported upon in line with the school assessment policy.



Extra-curricular activities:

Students will have the opportunity to take part in competitive sports and activities as part of an extensive extra-curricular programme. Extra-curricular clubs take place at lunch times and after school. Students also have the opportunity to represent Parkstone Grammar School if selected for one of the many teams.

RELIGION AND PHILOSOPHY – Year 7

Departmental Teachers: Mrs Atwal, Mr Collis, Mrs Pringle and Mr Todd

Allocated time: Three hours per fortnight

The primary goal of the Religion and Philosophy department is to foster in students the three core values of empathy, understanding and acceptance. This is principally undertaken through a rigorous academic exploration of philosophical and ethical questions related to Ontology (the study of Being – the nature of God and the nature of Self), Epistemology (the study of Knowledge – truth, belief and justification), and to advancements in Science and Technology that have directly impacted on issues related to what it means to be a good person and to live in a moral society. Students are encouraged to be critical thinkers who are able analyse, formulate judgements on, and justify a diverse range of views.

Topics to be covered:

1. How to live a good life

An existential and philosophical approach to the nature and purpose of human life viewed through a theistic and non-theistic perspective. The course includes: Egoism, Hedonism, Utilitarianism and Christian ethics.

2. Hinduism

Origins of Hinduism: Aryans and the Indus Valley, Hinduism: Monotheistic or Polytheistic? The Hindu gods: 1-330 million, The Caste System, The Morality of Arranged Marriages, The Cycle of Samsara and Moksha.

3. Alternative Religious Movements

An exploration of a variety of religious movements from across the world. Including:

- Religious Movements from within the Semitic Traditions: Jehovah’s Witnesses, The Church of Jesus Christ of Latter Day Saints, Amish, Bahai
- Religious Movements from within the Eastern Traditions: Satya Sai Baba
- Religious Movements with an ancient European History: Druidry

4. Spirited Arts

A scheme of learning based around the Spirited Arts competition run by NATRE. This unit enables students to connect to spiritual issues through a variety of artistic mediums.

Skills that students will acquire:

- Be able to ask and understand questions about matters arising from the study of religion
- To understand why and how people reach certain decisions on religious and moral issues, and how these decisions affect their lives
- Improve religious and philosophical vocabulary through the use of a glossary
- Develop analytical and evaluative skills - through the use of Cognitive Flow Charts, Spider-diagrams
- Selection of relevant material in order to express moral and philosophical ideas in a coherent manner
- Justification of opinions in an informed and thoughtful manner
- Ability to assess historical implications for the development of ideas
- Appreciation of how the environment impacts upon and influence the development of the self
- Prepare students for the opportunities, responsibilities and experiences of adult life in a multi-faith society
- ICT skills with regards to accessing information from the web and presenting PowerPoint
- Communication skills – art of listening and asking pertinent, penetrating questions
- Literacy – written expression of ideas in a coherent structure

Notes on homework, assessments and end of year examination:

- Students will be expected to highlight their books to demonstrate their achievement of the Six Keys of success
- Regular homework is set and is intended to support the teaching that students receive in lessons
- Homework set is to further extend students and offer the opportunity for them to become independent learners and take greater responsibility for their education
- Homework/Assessments examine a variety of skills and may take the form of: prose, Cognitive Flow Charts, Spider-diagrams, poetry, art, independent research, PowerPoint presentations, student led class presentations

Hints on how to be successful in the course:

- Learn new religious, ethical and philosophical words - recorded in students’ glossaries
- Be willing to listen carefully to the opinions of others and respect their right to express their opinions
- A willingness to share ideas with others and support fellow students in their learning
- Readiness to accept that answers are not always easily available and that at times it is more difficult and challenging to know the right question to ask than it is to discover a response
- Openness to new ways of thinking – e.g. Cognitive Flow Charts, Spider-diagrams

SCIENCE – Year 7

Departmental Teachers: All Staff from Science Department

Intent

Our whole approach to the teaching and learning of science and the reason we invest such importance in what we do and why we do it, can be summarised by the famous words of Marie Curie:

“Nothing in life is to be feared, it is only to be understood. Now is the time to understand more, so that we may fear less”

Details of teaching scheme to be followed and timing:

A rigorous introduction to science skills. Modules covering all relevant aspects of Chemistry, Physics and Biology, broadly following the EdExcel 5 year KS3 → GCSE progression plan. Chemistry AQA GCSE.

An emphasis on ICT/Thinking Skills/Numeracy in Science and Scientific Enquiry or ‘How Science Works’.

Skills that students need to acquire:

- Safe Laboratory Practise
- Precise and accurate reporting of experiments and other written tasks
- Experimental planning, analysis and evaluation
- Personal organisation, especially with regards to equipment, keeping notes and folder organised, punctuality and deadlines

Essential equipment:

Students need to bring to lessons

- Lab coat
- Writing and drawing equipment
- Calculator

Also useful, but not essential:

- A concise, pocket dictionary
- Coloured pens/pencils
- Glue stick

Notes on homework and assessments and end of year examinations:

- Typically experimental write ups, questions from text/workbook
- Learning tasks for short ‘spot tests’ in class
- Practical Investigations
- Writing accounts of investigatory skills e.g. planning experiments, obtaining and recording evidence, analysis and evaluating evidence
- End of topic retrieval quizzes
- End of year exam in one science paper covering 6 science topics taught

Hints on how to be successful in the course:

- Read and sign the ‘expectations and safety code’ pages in your Student Planner
- Turn up on time, with the right equipment
- Listen carefully
- Think about your work
- Keep your notes up to date and well organised
- Make full use of feedback from your teacher during “Response Time” lessons.
- If in doubt, ask your teacher

What you will do ...

Objectives:

1. To enthuse students arriving into Year 7 at Parkstone Grammar School.
2. To build on students’ previous experiences and build a bridge between those experiences and their new experiences at Parkstone.
3. Develop the students’ PTS skills.
4. To develop the skills needed in Science and to build confidence in using these skills to solve problems.
5. To develop students’ skills in using scientific equipment.
6. To stop students feeling they cannot do Science and seeing themselves at the bottom of the group.

Outline of Year:

Term	Content and Activities	Who Involved	Recording
Autumn	Biology, Chemistry and Physics teaching.	Class Teacher	Record practical skills achieved and General Science skills achieved.
Spring	Biology, Chemistry and Physics teaching	Class Teacher	
Summer	Biology, Chemistry and Physics teaching	Class Teacher	

Skills to be covered:

1. Practical skills. Identifying equipment, drawing diagrams, use of the equipment including ICT and data logging. Observation, measuring, recording tables/spreadsheets, writing up practical's, practical's with no relationships, risk awareness and assessment.
2. General skills. Numeracy, graph drawing, literacy, internet search skills.
3. Analytical skills. Describing graphs, explaining graphs, use of the correct terms (eg variables), links, what has been found out, link to aim/hypothesis.
4. Organisational skills. Including keeping exercise books, bringing correct equipment. Working alone/team/global.
5. Thinking skills. Questioning. Why? What's happening? Does it mean anything? Have I answered the hypothesis? Problem solving. Evaluating. Could this be improved?

Content:

Biology: Cells, Organisation, Reproduction, Health and Human systems

Chemistry: The particulate nature of matter
Pure and impure substances
Earth and Atmosphere

Physics: Space, Energy, Forces

SPANISH – Year 7

Departmental Teachers: Miss Velasco, Miss Brasselet

Curriculum Intent

To give students:

- a love of the Spanish language and interest in the culture of the Spanish speaking countries
- an understanding of basic commands and questions, texts and recordings
- confidence to interact spontaneously at a basic level, whether to make conversation
- the ability to speak about themselves and others
- a foundation of high-frequency vocabulary and basic grammatical understanding
- a solid foundation of Spanish pronunciation sounds and rules

Details of teaching scheme to be followed:

We begin with an oral introductory course covering cultural aspects of Spain and Spanish speaking countries while learning phonics. Then, personal identification, greetings, numbers times and dates. Topics to be covered include family and friends, physical and character description, and a festival in a Spanish speaking country

Events

- House competitions linked to the Sixth Form Languages Leaders course

Resources

- A vocabulary / grammar / knowledge organizer booklet to be used in class and to take home
- Subscription to [The Language Gym](#) website and other specialist Internet language learning sites

Notes on homework and assessments:

Homework will be set after each lesson. Each homework should last around 20 minutes and will take the form of learning key items of vocabulary and grammar regularly, exercises from the book or Internet language learning sites, reading or preparation of oral work. Students will also take home the knowledge organiser booklet which must be returned each lesson. The end-of-module tests and end of year examination test all four language skills: listening, reading, speaking and writing.

Hints on how to be successful in the course:

- Revise previously covered vocabulary and grammar on a regular basis, particularly before each lesson. Short but frequent practice is essential when learning a language.
 - Concentrate and participate as actively as you can during lessons, speak!
 - Ask your teacher for help or further clarification whenever you feel unsure
 - Enjoy and have fun with the language, that includes making some mistakes!
 - Keep up to date with all homework tasks set and ensure that learning is thorough and regular
 - Refer to your class notes and adapt phrases from the textbook when producing your own writing: Avoid on-line translators!
-

TECHNOLOGY – Year 7

Departmental Teachers: Miss Mackonochie, Mrs Burton, Miss Lehman, Miss Morrison

Four Key Subject Areas: Food Preparation and Nutrition
Textile Technology
Graphic Product Design
Systems and Control

Intent: Technology Department

Design and Technology prepares students to deal with tomorrow's rapidly changing world. It encourages students to become independent, creative problem solvers and thinkers as individuals and part of a team. It enables them to identify needs and opportunities and to respond to them by developing a range of ideas and by making products and systems. Through the study of Design and Technology, they combine practical skills with an understanding of aesthetic, social and environmental issues, as well as functions and industry. This allows them to reflect on and evaluate past and present technology, its uses and impacts.

Through our Technology curriculum, students should be inspired by engineers, designers, chefs and architects to enable them to create a range of structures, mechanisms, textiles, electrical systems and food products with a real life purpose.

Details of teaching scheme to be followed and timing:

Students join the school in Year 7 with very different experiences in Design and Technology, and therefore emphasis is placed on providing a common approach to the design process and key skills for making. At the outset of the course, students can access in its learning a Technology handbook explaining the structure and organisation of the programmes of study in Year 7, staffing/room details, safety practices, together with work expectations and assessment details. In addition, each subject area gives students course programmes with aims and objectives, weekly programme of activities, homework and assessment details. This not only provides clarity to the nature of the work and expectations, but also prepares the students with the planning and organisation required during the course, particularly in relation to the requirements for practical sessions.

The course is structured in a carousel arrangement, with students spending a block of time in the different subject areas of Design and Technology, including Textiles and Graphics. Students will also rotate Food Preparation and Nutrition. Each block has 4 hours of lessons per fortnight over a 12 week period. In addition students will learn about systems and control. This is combined with 1 hour homework per fortnight after the first half term.

Key skills and knowledge particularly in relation to handling tools, equipment and materials, and sound practices in safety and hygiene, will be incorporated into resource-based tasks, product disassembly and engaging design and make activities.

The design and make activities place the role of Design and Technology in today's society into perspective, and provide opportunities to work with a range of materials, e.g. wood, plastic, metal, textiles and food, as well as using a range of techniques. Projects are designed to offer students the opportunity to develop from their own knowledge base and capability, apply creative and imaginative flair to design problems while working within the rigours of a demanding design process, and thus providing differentiation to the learning.

Students will produce both a design folder and a combination of development and/or practical outcome/s within Graphics and Textiles and produce a range of dishes and products in Food.

Skills that students need to acquire:

- Management and organisation of time and resources
- Original designing and creativity
- Graphical techniques in a variety of media
- Making – cutting, forming, shaping, manipulation, joining and combining of materials, assembly accuracy and finishing
- Competency in handling and using a range of tools, equipment and machinery
- Safe and hygienic handling of tools, equipment and materials
- Development skills, resilience and problem solving
- Analysis and evaluation, including appropriate material selection
- Communication – written, verbal and visual
- ICT, CAD and CAM

Resources plus any materials students need to provide:

Reference books and computer programmes will be provided by the department and this is supported by reference and lending books in the library. Students may wish to use other resources when researching topics.

Information sheets and linked handouts to programmes of study are usually provided. Students will be required to provide food ingredients for their practical sessions. A black fineliner pen is recommended for adding definition to design work. A small contribution will be asked for towards the cost of Textile and Graphics materials.

A recipe book will be provided at the start of the Food rotation and can also be found on TEAMS

Notes on homework and assessments:

Work expectations and assessment details are given in the Year 7 project introductions and on TEAMS. The grading system is in line with the whole school policy and structure on assessment. Homework details are given in advance with weekly reminders.

The main assessment is based on the levels of performance achieved in designing and making projects. These combine to form the TA (Teacher Assessment) in Technology. There is no end of year examination but students will sit end of project tests towards the end of each subject block.

Hints on how to be successful in the course:

- Read all documentation carefully to identify what is required to successfully complete the rotation
- Note homework details and transfer relevant details to student planner
- Devise a work schedule and keep on task to meet deadlines
- Listen carefully to instructions and always ask for clarification if unsure about anything
- Plan ahead to arrive well prepared for practical sessions i.e. do not shop at the last minute
- Name/label your practical work and design/folder sheets
- Always ask for support/guidance if you are unsure about any aspect of the course content or activity
- Aim for a high standard of presentation for both design and written work and an organised approach
- Look at exemplar material to appreciate quality and presentation of work
- Ensure all food ingredients are weighed in advance and labelled

THE WELLBEING PROGRAMME - Year 7

Teachers: Form Tutors for Time to Talk and Miss Wasch

Intent

At Parkstone, we believe students should be aware that good health and well-being are central to effective learning and preparation for a successful independent life. Within Wellbeing at Parkstone students will develop:

- employability skills so that they are well prepared for the next stage of education, employment, or training.
- an understanding of how to keep themselves safe from risks such as extremism and radicalisation, and all forms of bullying, including when using the internet and social media.
- a knowledge of how to keep themselves healthy, both mentally and physically.
- cultural awareness, so that they are well prepared to respect others and contribute to wider society.

On Week B Period 1 – students will have a ‘Time to Talk’ session with their tutor. The focus of these sessions is coaching, resilience, relaxation, and emotional support. Students will have either one to one discussion for 10 minutes or be involved in small group sessions. There will also be specific sessions on -working with the Wellbeing Mentors.

Students will also have a timetabled lesson on Wellbeing and Personal Development, this will be once per cycle with Miss Wasch

Details of the proposed teaching scheme to be followed and timing:

Session	Focus
Autumn Term	Health and Wellbeing - 7C's of Resilience and transition <ul style="list-style-type: none">• Competence, connection, control & choices, coping & change, self-esteem & confidence Living in the Wider World - Developing skills and aspirations <ul style="list-style-type: none">• Challenging stereotypes about aspirations.• Use of Unifrog
Spring Term	Relationships - Diversity <ul style="list-style-type: none">• Bias & stereotypes• Identity & community – linked to British Values• Neurodiversity & Neurodiversity Celebration Week Health and Wellbeing <ul style="list-style-type: none">• Understanding menstruation• Making healthy choices – diet & exercise
Summer Term	Relationships <ul style="list-style-type: none">• Healthy relationships, managing conflict & consent

Skills that students will acquire:

Students will take part both in class and small group discussions. They will learn to make decisions based on information and facts given to them. They will present their ideas and share their views with others in a variety of ways. These will include the use of role-play, debating, presenting talks, and producing display work and written work. They will develop the self-awareness and confidence required for adult life, further learning, and work.

Resources plus any materials students need to provide:

Normal stationery items, plus coloured pens, highlighters, glue stick and scissors

Notes on homework and assessments and end of year examinations:

Students are not set homework and are not formally assessed.

Hints on how to be successful in the course:

To be successful, it is important for students to develop enquiring minds and to demonstrate a willingness to listen carefully to opinions and facts. They should also show respect for the opinions of others. Students should show a willingness to display their own ideas, either orally or through written work and presentations.